

Insufficient length
 Add headings
 Draw diagrams
 Work on math portion

Vitamins

Ans Water soluble vitamins

Fat Soluble vitamins

- Vitamin B and C are known as water soluble vitamin
- They cannot immediately stored and excrete through body.
- food containing water soluble vitamin need to be taken daily

Vitamin A, D, E and K are known as fat soluble vitamin.



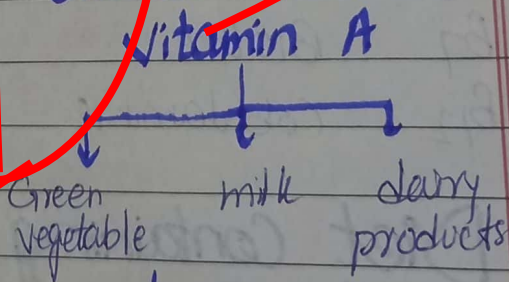
They can be stored in the body.

There is no need to take food that contain fat soluble vitamin daily.

→ Vitamin B is composed of 8 vitamins that are

Diet that contain fat soluble vitamin

- B₁ → Thiamine
- B₂ → Riboflavin
- B₃ → Niacin
- B₅ → Panthonic acid
- B₆ → Pyridoxine
- B₇ → Biotin
- B₁₂ → cobalamin
- B₉ → folic acid



Q: Ex

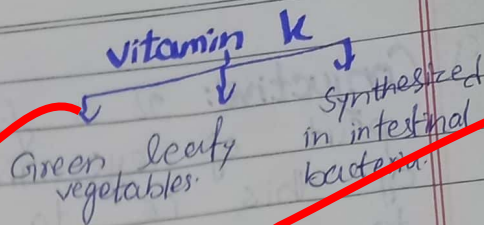
Ans

Correct

Miss

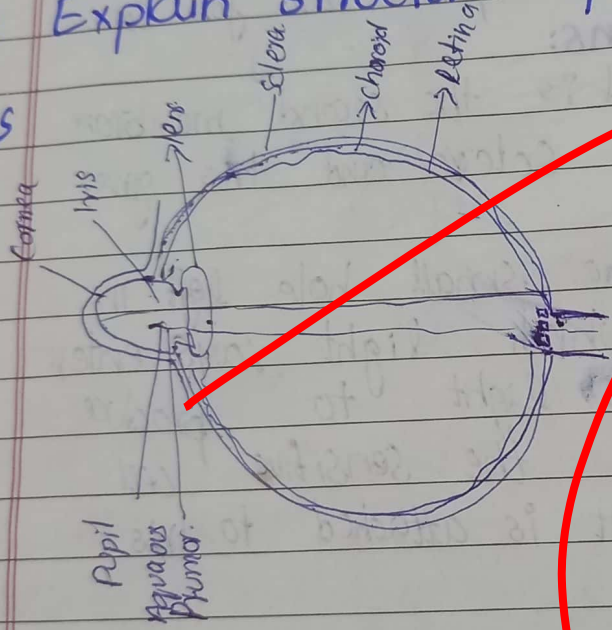
Sources of Vitam B and c

- Vitam C: citrus fruit, vegetable tomatoes
- Vitam B: Liver, egg, grains, dairy products, meats, cheese, yeast etc.



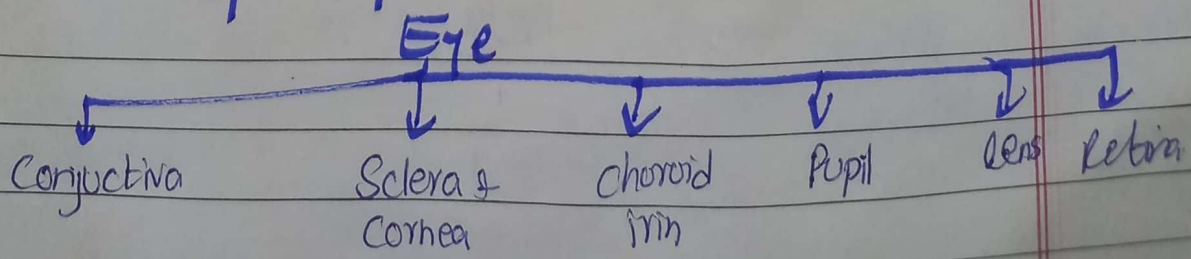
Q: Explain structure of Eye?

Ans



Eye: Eye is an organ of vision which fills the socket of skull. Eyeball along with adipose tissues, blood vessels and nerve cells are found in sockets of skull.

Parts of Eyes



Date: _____

a) **Conjunctive:** It is found only in frontal part of eye. The main function of this is to provide protection to eye.

b) **Sclera and Cornea:**

Sclera is the outermost part of human eye. It does not contain any blood vessels but have a few nerve ending. On frontial side it become transparent and form Cornea.

c) **Choroid and lens:**

Choroid is the second membrane found beneath sclera and iris gives colour to eye.

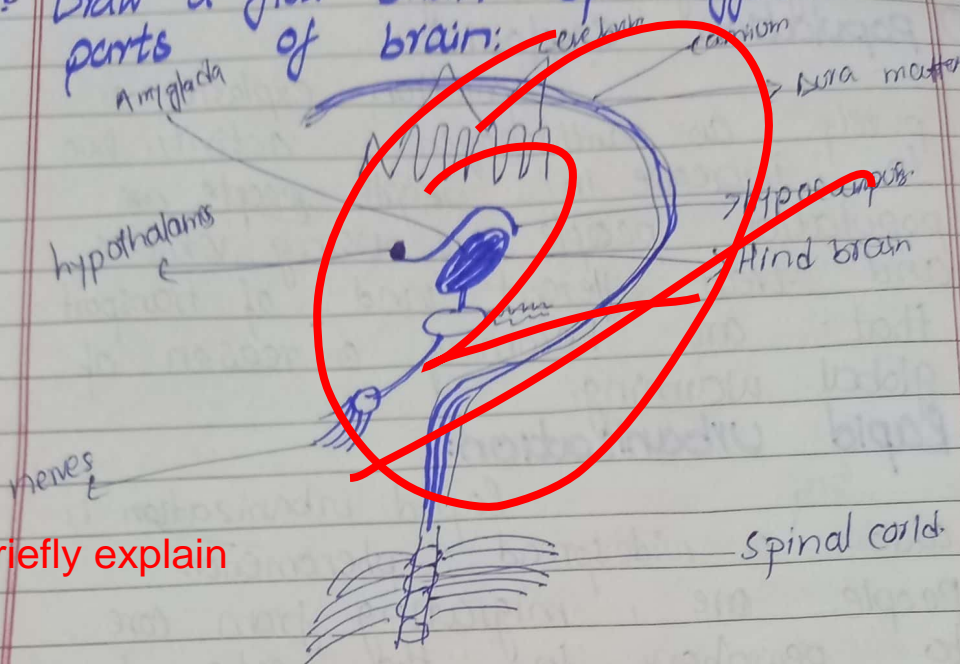
d) **Pupil:** It is the small hole left in iris through which light rays enter.

f) **lens:** It focuses light to produce an image on the sensitive cell of the retina. It is attached to iris.

d) **Retina:**

Retina is the most sensitive part of eye. It is located at the back of eye.

Q:- Draw a flow chart of different parts of brain:



Briefly explain

Q3 Global warming:

Global warming is an international problem. It is not specific to any region. A consensus is developed among authorities that global warming is instigated by human activities.

Definition:

As per IPCC Global warming is all about an average and gradual increase in the temperature of earth atmosphere.

How Global warming is instigated by human activities:

There are number

of anthropogenic activities that are causing global warming.

① **Population explosion:**

Population explosion is purely an anthropogenic activity. Due to increase in people, population, people are using vehicles and different kind of transport that are becoming a reason of global warming.

(2) **Rapid Urbanization:**

Rapid urbanization is also a widespread phenomenon. People are migrating from core to periphery for the sake of jobs and other human activities.

3 **Generation of Solid waste:**

Generation of solid waste is purely an anthropogenic activity that is becoming a reason of global warming.

Conclusion:

it can be concluded that global warming is a wild wild beast and we human are poking it with sticks.

Ans Origin of Universe:

Most astronomers believe that universe began in 13.7 billion years ago. At that time the whole universe was inside a bubble that was thousand times smaller than a pinhead and it was name as Singularity. Then it suddenly exploded. The universe that we know was born. Time-space and matter all began with the big bang. In a fraction of seconds the universe grow from smaller than a single atom to bigger than a galaxy. As the universe expanded and cooled. The energy changed into matter and anti matter. Then proton and neutron started to form. The temperature of sun drop from 10^9 °C and then proton and neutron come together and hydrogen and helium formed then cycle repeated continuously.

Method through which age of universe can be calculated,

The age of the universe is estimated through

Study its theories

methods like studying the cosmic microwave background radiation, observing distant galaxies, and measuring the rate of expansion. Hubble constant is also helpful in measuring the age of universe. Scientist estimates that age to be around 13.8 billion years.

Ans Semi-Conductors:

Semi conductor is a solid or liquid material, able to conduct electricity at room temperature more readily than an insulator, but less easily than a metal e.g. silicon, germanium.

Explanation

A semi conductor's ability to conduct electricity is in between that of a conductor and insulator. However, at low temperatures pure semi conductors behave like insulators. And under high temperature or light or with the addition of impurities, the conductivity of semiconductors can be increased dramatically. The physical properties of semi-conductors are studied in solid state physics. The increase in conductivity with temperature, light or impurities causes

Draw diagrams

Date: _____

Day: _____

from an increase in number of conduction of electrons, which are the carriers of the electric current.

Types of semi-conductors

- ① P-type - semiconductor.
- ② N-type - semiconductor.

Q: What is eclipse? Distinguish between solar and lunar eclipse?

Ans: Eclipse:-

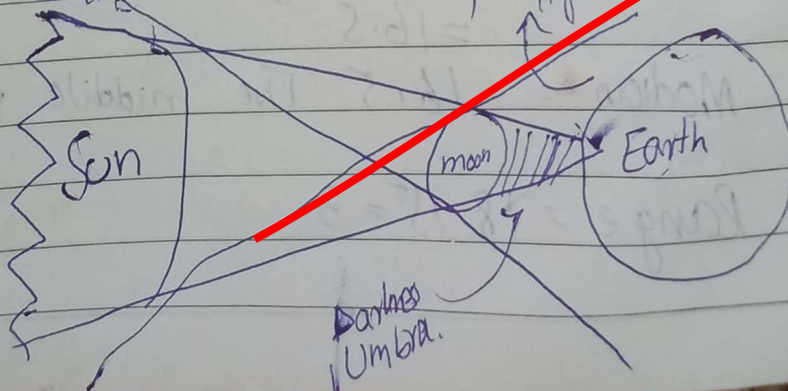
when a celestial body obscure light from or to another celestial body. it is called eclipse.

Solar Eclipse:

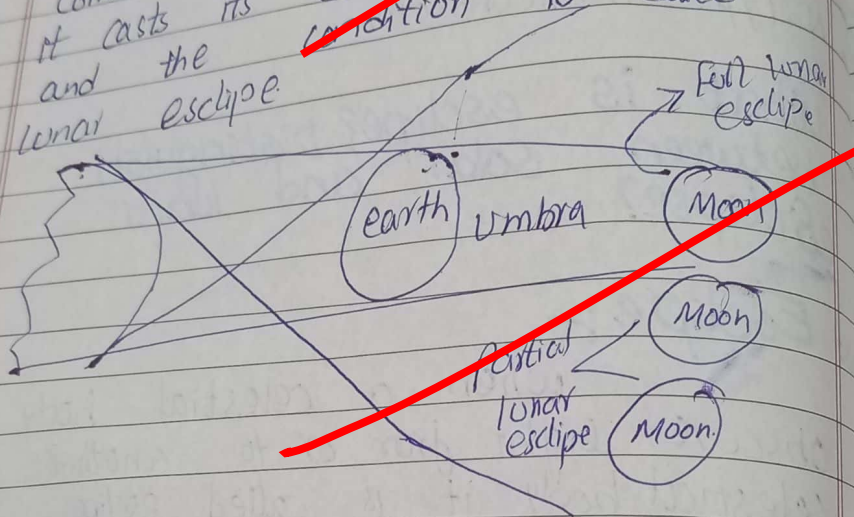
During the movement of heavenly bodies if moon comes between sun and earth, it throws its shadow onto earth

and the condition is called solar eclipse. when shadow of full moon falls on earth, condition is called full solar

eclipse. when parts of shadow fall on earth is condition is called solar eclipse.



Lunar eclipse: ~~When the movement of heavenly bodies if earth comes between an and moon it casts its shadow on moon and the condition is called lunar eclipse.~~



Maths:

d:-

- mean
- medium
- mode
- range

15, 15, 16, 16, 17, 17, 18, 18

$$\text{Mean} = \frac{15+15+16+16+17+17+18+18}{8}$$

$$\text{Median} = 16.5$$

The middle value

$$\text{Range} = 18 - 15 = 3$$